

for compressed air or gases

Type 106 / 116

Safety valves made from Brass or Aluminum <
Atmospheric discharge with threaded connections – FKS approved <

Example Applications

- Compressors
- Pressure vessels
- Pneumatic systems
- Particle laden air/gas (FKS)
- Transport vehicles

Specifications

- Inlet connections: 1" to 2"
- Temperature: -40°C to +200°C (depending on seal material)
- Pressure range: 0.5 to 12.0 barg

Materials of Construction

Component	Material	Grade
Inlet	Brass	CW614N
	Aluminium Alloy	6082
Body	Brass	CW614N
	Aluminium Alloy	6082
Internal parts	Brass	CW614N
	Aluminium Alloy	6082
Spring	Stainless Steel	1.4310 (302)



Approvals

- TÜV Type test approval 926
- FKS approval for particle laden gases
- Designed in accordance with BS EN SO 4126-1.
- PED 2014/68/EU
- ASME code section VIII for air/gas
- CRN
- EAC



Seal Materials

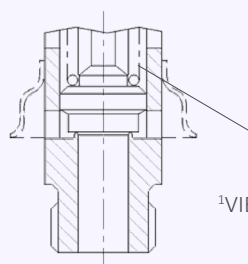
Seal Material	Temperature Range
Viton® (FKM)	-15°C to +200°C
Nitrile (NBR)	-40°C to +120°C

Easing Gear / Lifting Gear Options

- Standard option – Rota-lift cap, twist type

Other options:

¹Downward deflecting shroud available

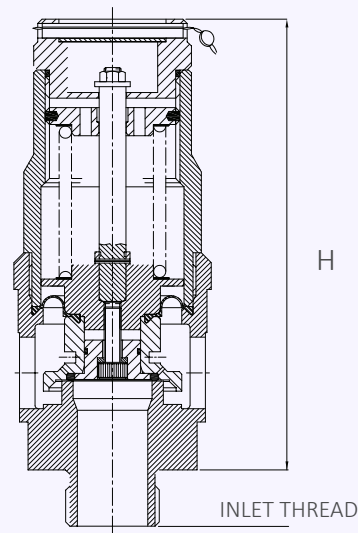


¹VIEW SHOWING OPTIONAL SHROUD AVAILABLE

Technical information by bore size

Bore Size	25mm			
Inlet Size	1"	1 1/4"	1 1/2"	2"
Flow Area	491mm ²			
H - Height (Rota-lift cap version)	172mm			
TÜV allotted outflow coefficient ¹	0.78 (Above 3.6 Bar.g)			
NB Certified rated slope (ASME)	11.3 scfm/psia			
Weight (approximate) Kg	2.8 (for brass valve)			
Set Pressure range - PED (CE) (Bar g)	0.5-12.0 barg			
Set Pressure range - ASME (UV) (psi g)	7.25-174.0 barg			
Relieving pressure/fully open pressure	Set pressure +10%			
Reseating pressure	Set pressure -10%			

Valves with Rota-lift Easing Gear



Standard Thread Connection Types

- BSP Parallel male thread
- BSP Taper male thread
- NPT male thread

Valve Selection Guide

Approval Required	Valve type	Bore Size	Inlet Size	Thread Type	Easing Gear	Downward Deflecting Shroud Required?	Seal Material
PED (CE)	106 (Brass valve)	25=25mm	Select inlet size from above table	Select thread type	Select easing gear (rota-lift is the standard option)	Yes or No	Viton® (FKM)
	116 (Aluminium valve)						
PED (CE), ASME (UV) & CRN	101 (Brass valve)						Nitrile (NBR)
	111 (Aluminium valve)						

EAC marking available upon request

***Please send your selected details to Seetru and we can provide the full ordering code, price and lead-time.**

Example of Valve Selection Process

Example Selection	CE	106	25	1"	BSP Taper	Rota-lift	Shroud?	Viton	Viton
	Approval	Valve Type	Bore = 25mm	Inlet Size	Thread Type	Easing Gear	No	Seal	Set Pressure


Capacity Table - In accordance with TÜV, AIR at 0°C and 1013mbar. Normal m³/hour
 Type 106/116: Flow rates at 10% above the set pressure



Set Pressure		Bore Size (D0)			
Bar g	Psi g	25mm			
		Nm ³ /Hour			
0.5	7.25	308			
1	14.5	466			
2	29	795			
3	43.5	1110			
4	58	1411			
5	72.5	1698			
6	87	1985			
7	101.5	2272			
8	116	2559			
9	130.5	2846			
10	145	3133			
11	159.5	3420			
12	174	3707			

Capacity Table - In accordance **ASME** section VIII Div I, AIR at 60°F and 14.7 psia/scfm. SCFM
 Type 106/116: Flow rates at 10% above the set pressure.



Set Pressure			Bore Size (D0)			
			25mm			
Psi g	Bar g		SCFM			
7.25	0.50		282			
10	2.50		313			
20	1.38		426			
30	2.80		539			
40	2.76		663			
50	3.45		786			
60	4.14		912			
70	4.83		1036			
80	5.52		1161			
90	6.21		1285			
100	6.90		1409			
150	10.34		2031			
174	12.00		2329			